

IMPORTANT! KEEP THIS MANUAL FOR FUTURE REFERENCE

**INSTRUCTION MANUAL FOR USE OF DOLL
STROLLER „EMMA”**

EMMA



This product **chipolino** is produced in accordance with Toy safety Directive 2009/48/EC of the European Parliament and the Council, the EC Directive, the European standards applicable for this product and the regulations of national legislation.

TO ENSURE THE SAFETY OF YOUR CHILD DURING USE OF THIS TOY, FOLLOW THE INSTRUCTIONS, WARNINGS AND GUIDELINES FOR USE GIVEN IN THIS MANUAL AND THE PACKAGE:

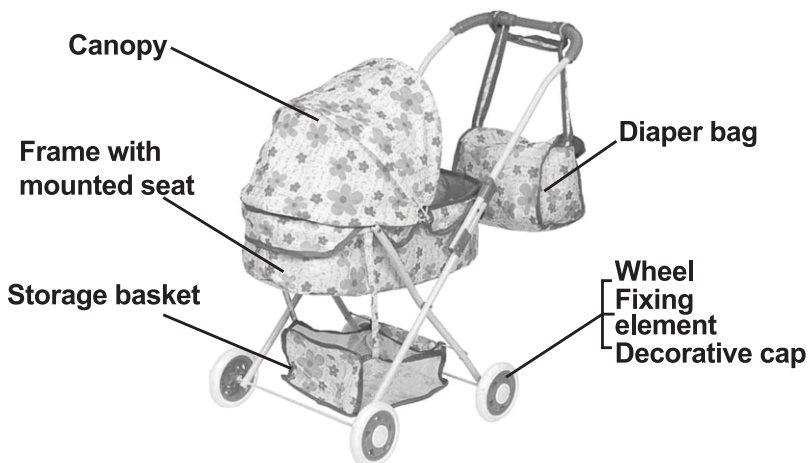
IMPORTANT! SAFETY WARNINGS!

- **WARNING!** THE PRODUCT IS TO BE USED ONLY UNDER ADULT SUPERVISION!
- **WARNING!** THE TOY IS NOT SUITABLE FOR CHILDREN YOUNGER THAN 3 YEARS.
- **WARNING!** THIS TOY IS INTENDED FOR DOLLS AND IS NOT SUITABLE FOR CHILDREN OR ANIMALS TO SIT IN IT.
- **WARNING!** KEEP AWAY FROM FIRE!
- **WARNING!** THE PACKAGE CONTAINS SMALL PARTS! DO NOT ALLOW THE PRESENCE OF CHILDREN UNDER 3 YEARS BEFORE YOU HAVE COMPLETED THE ASSEMBLY OF THE TOY TO AVOID THE ACCESS TO SMALL AND DIFFERENT PARTS!
- Adult assembly is required!
- This toy can be used indoors or at safe playgrounds.
- Do not allow your child to play with this toy on roads; near stairways, doors, heaters or pools; uneven surfaces or slopes, in order to prevent possible injuries!
- Use the toy at daylight or at well illuminated places in order to prevent injuries.
- Do not change the toy construction! The manufacturer guarantees the safety only in its original shape and appearance.
- Chipolino is not responsible in case that spare parts which are not supplied or approved by manufacturer were used.

MAIN FEATURES

- Suitable for children older than 3 years;
- Adjustable canopy of the carry cot;
- Diaper bag
- Storage basket

MAIN PARTS



ASSEMBLY INSTRUCTIONS AND FUNCTIONS

IMPORTANT! FOLLOW EXACTLY THE INSTRUCTIONS GIVEN AND CHECK THE PICTURES.

CAUTION! AFTER EACH OPERATION, MAKE SURE THAT THE FIXING IS STABLE!

The assembly, disassembly and functions are numbered from 1 to 5. Use the operations descriptions given in this manual and their matching picture.

No tools are required for the assembly.

1 – ASSEMBLY OF WHEELS

2 - UNFOLDING THE STROLLER.

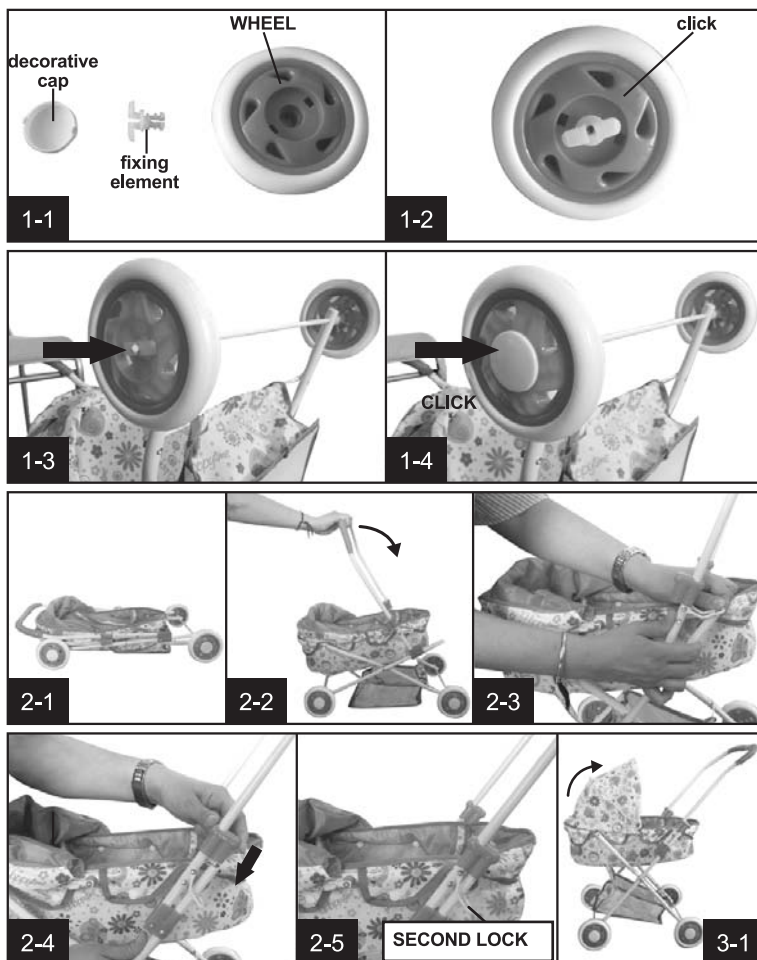
CAUTION! Make sure the stroller is fixed in unfolded position (fig.2-5).


3 – UNFOLDING AND FOLDING OF THE CANOPY.

4 – FIXING THE STORAGE BASKET

5 – FOLDING THE STROLLER

FIGURES





CARE AND MAINTENANCE GUIDELINES

- Regularly check every part for damages.
- Do not soak the toy in water. Clean with soft cotton cloth – dry or damp using mild detergent.
- Do not use abrasive, bleach or other aggressive detergents.
- Always let the toy dry fully before storing or using it. If the product is stored wet, this can cause mold.
- Do not store the toy in wet environment or near heat resources.
- Store the toy in a clean and dry place. Do not expose directly to environment factors - sunlight, rain, moisture or harsh temperature amplitudes!
- Cease the use of the toy, if you find damaged or broken parts or cracked surfaces, until it is repaired!
- In case of problems with normal operation, consult your authorized repairer for service or repair.

Used materials: plastic, metal, textile

KZKEM01xxxx /8826AH

CHIPOLINO